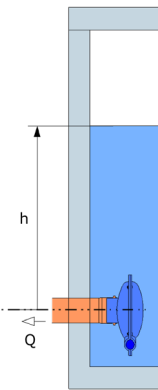
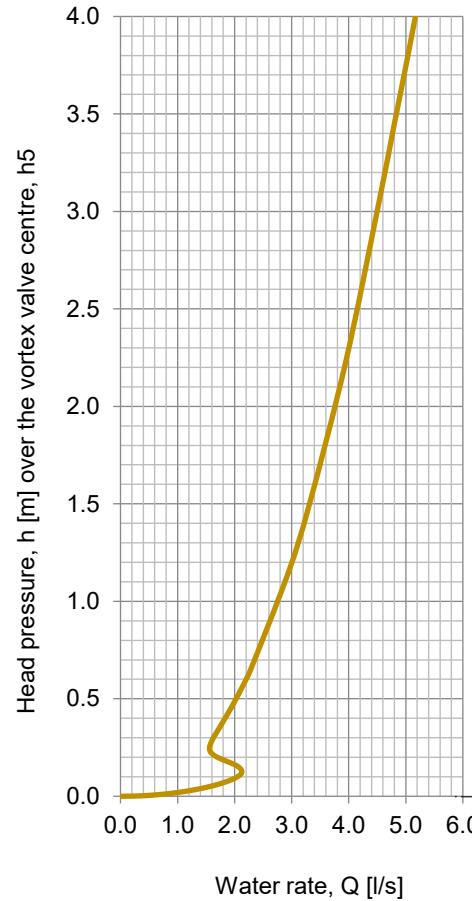


Hydraulic curve



Notes:

- 1) Installation according to installation instructions.
- 2) All dimensions in [mm].
- 3) Stated criteria has been considered as a minimum recommendation. In the event of a lack of upstream sand traps or a high sand/sludge content, the distance should be increased.
- 4) Any accessories are not shown in the drawing.



Min. manhole's diameter recommended:
D-1000 mm.

Minimum mounting opening:
Dm = Ø500mm

Minimum recommended socket length: lmin = 130 mm

Parts lists:

Part	Quantity	Description	Material
A	1 pc	Vortex valve housing	PUR
B	8 pcs	Locking bolts	316
C	1 pc	Outlet	PUR

 Datasheet	
Product nr: VSU6DN65-30	Product name: Vortex valve FluidVertic Standard, VSU6DN065, PUR, outlet 160 PVC tip
NRF nr: 3024173	
Version: 22-02-2021	Page: 1 of 1
Performance: 3.0 l/s with 1.2 m head pressure	
Copyright This drawing is protected intellectual property ownership by Norwegian law and may not be unjustifiably copied, used or sent to third parties without MFT's approval. The subscription must also not be used on a tender basis without MFT's permission. The knowledge our customers acquire during project preparation, ordering, purchasing, assembly, etc. The customer cannot utilize themselves on his own, through later own construction of plagiarism etc. Violation of these obligations can result in both criminal and liability.	
 Pionerer i regnvannshåndtering	
mft.no	